

# Wisconsin Forest Habitat Type Classification System

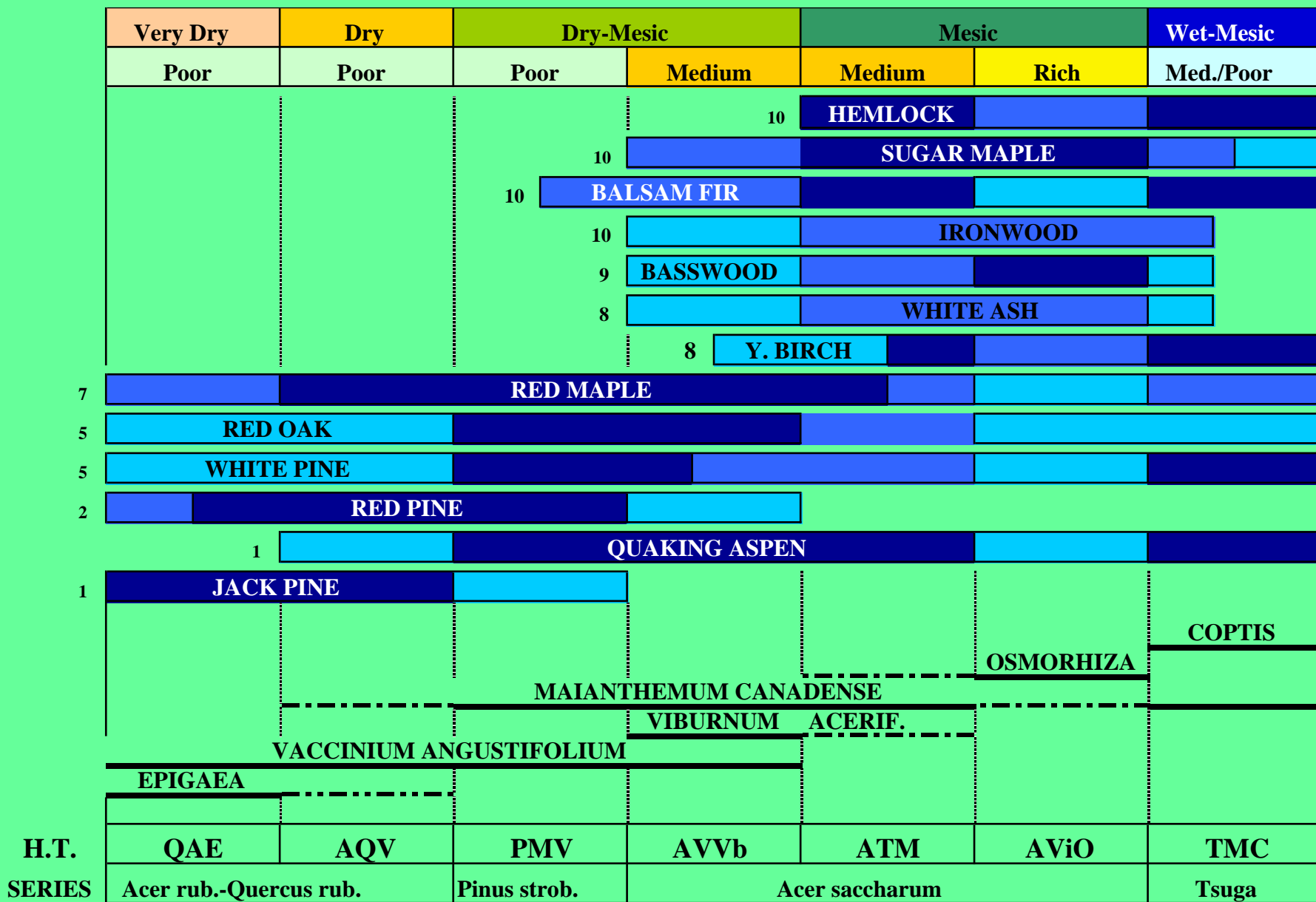


John Kotar, Joseph Kovach and Timothy Burger  
University of Wisconsin-Madison

Foresters typically classify and map forests by  
**Forest Cover Type**

**Cover Types** do not necessarily reflect site conditions  
e.g., a **jack pine** forest is not always “xeric”  
and  
a **sugar maple-basswood** forest is not always “mesic”

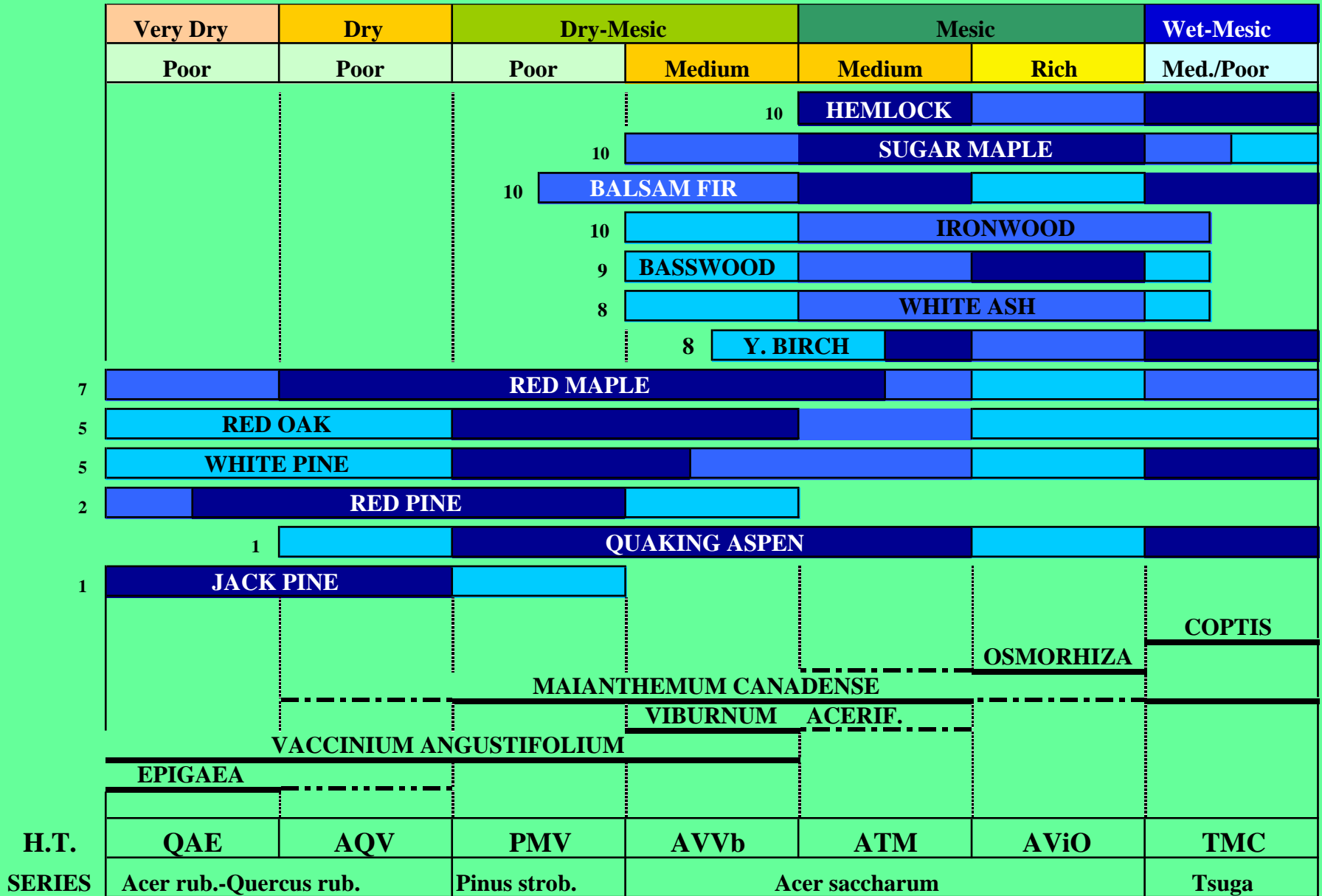
# Species occurrence on habitat types spanning the moisture-nutrient gradient



Habitat Types are identifiable by distinct  
**Assemblages** (Associations) of understory plants

**Cover Types** do not necessarily reflect site conditions  
e.g., a **jack pine** forest is not always “xeric”  
and  
a **sugar maple-basswood** forest is not always “mesic”

# Species occurrence on habitat types spanning the moisture-nutrient gradient



Habitat Types are identifiable by distinct  
**Assemblages** (Associations) of understory plants



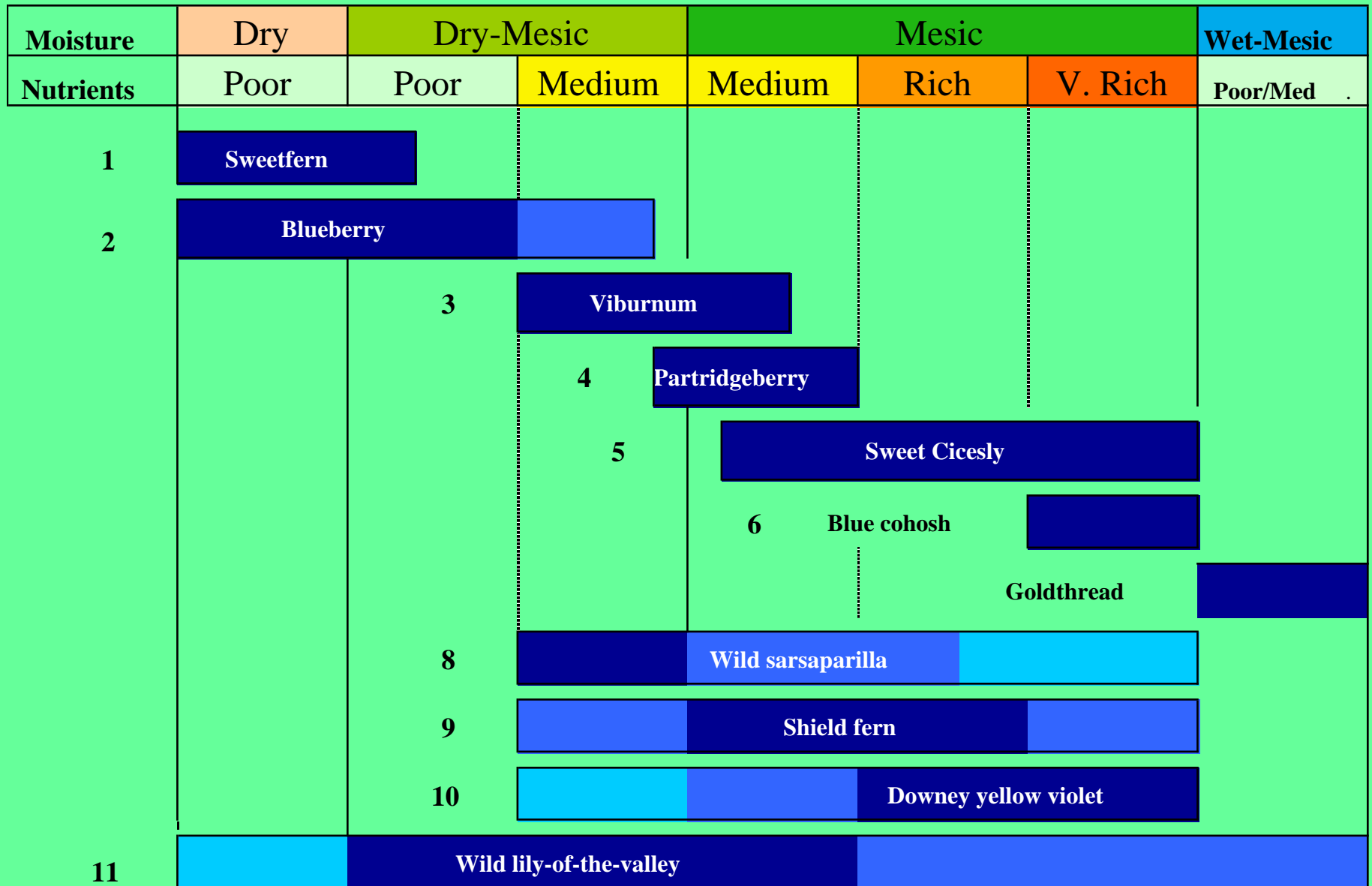
## Plot number

Species	1	3	4	5	6	7	8	9	10	11	12	13	14	15	16	17	18	19	20	21	22	23	24	25	26	27	28	29	30	31	32	33	34	35	
Actaea rub		1		1	2	1		1	2			2			1	1			1		2		2	2			2	1				1			
Allium tri												2			1	1				1					1				2			1	1		
Amelanchier sp.	1	1	2	3	1			2	2				3	1	1	2	1	1	1	1	1	2	2	1	1	1	2	2	2	1	2	1	1	2	
Amphicarpa brac											1		2	3	1			1	1									1		2	1	1	1		
Aralia nud		2		3	1	2			1		1	1	1	2	3	1		2	1			1	2	1	1	1	2		3	2	2		2	1	
Arisaema tri		2			1	2						1				1				1			1		1	2				1			1	1	
Aster mac	1	1	2	3	1	2	2	2	1	2	3	1	4	4	1	1	2	4	4	2	1	2	1	3	2	2	3	1	4	1	3	4	2	1	
Caulophyllum thal					2	2			1			1		1		1				2			1			1			1			1		1	2
Chimaphilla umb	1						2				2													1			1								
Cladina sp.	1		2								2	1		1			1					2		1			1								
Clintonia bor		1	1					2	1		1	1	1	2	1	1			2							2	1		1	1		2			
Comptonia per	4		3				3				4							3				4													
Corylus corn	3	1	3	4	1	1	4	3	1	2	3	1	2	1	1	2	3		2	1	3	2	2	2	1	1	2	4	2	2	2	3	2	1	
Desmodium glut		1						2			2		1	1					1			1						3	2	1		1			
Diervilla lon	1		2	2			1	1		1	2			2			1	1	2				1					1		2					
Dryopteris spin				2	2	2		3	1		1	2		1	1		1		2		1	2		1	1	2	1	1	2	1	2	2	2		2
Epigaea rep	1		1				1			2	1						2	1	1		1			1				1							
Galium bor	1		1														1		1		1			1				1							
Galium tri		2		1	2	1	1		2		1			1	1	2		2	1	1		1	1		1	1		1		2	1	1	1		
Gaultheria pro	1		2	1			2	1		2	2		2	1			2	3	2		1	2		1				1			1	1			
Hamamelis virg				2								1	1	1			2	2				1							1						
Maianthemum can	1	2		4	1	4	1	2	1	1	3	2	4	4	1	2		4	2	1	1	3	1	1	1	1	3		4	2	4	3	1	1	
Melampyrum lin	2		1				2			1												2		1				1							
Osmorhiza clay		3		1	2	1			2			2			2	1				3					3		1			2	1	2	4	3	
Polygala pau								2				1		1				2				1		1			1		1		1				
Pteridium aqu	3	1	4	1			4	2	1	3	3	1	2	2	1		4	3	2		4	3		4			3	2		2	1				
Rosa sp.	1		1				1			1	1		1				1											1							
Rubus sp.	1		2	2	1	1	2	2	1	1	2		2	2	1	1		2		1	1	1	1	1	1		1	4	1	3	2	3	2	1	
Sanguinaria can		2			1				2															1		1	1				1			1	
Thalictrum dio				2	1			1			1		1																			1	1		
Vaccinium sp.	4		4	1			4	2		4	2		2	1			4	1	2		4	4		4			2	3	1		1	1			
Viburnum acer				1			2			1		2	2						3	1		2		1			2		2	1	3	2			
Waldstenia frag	1		1	1			2							1			1	1	2		2	2		3			1	2	2	1	1	1			

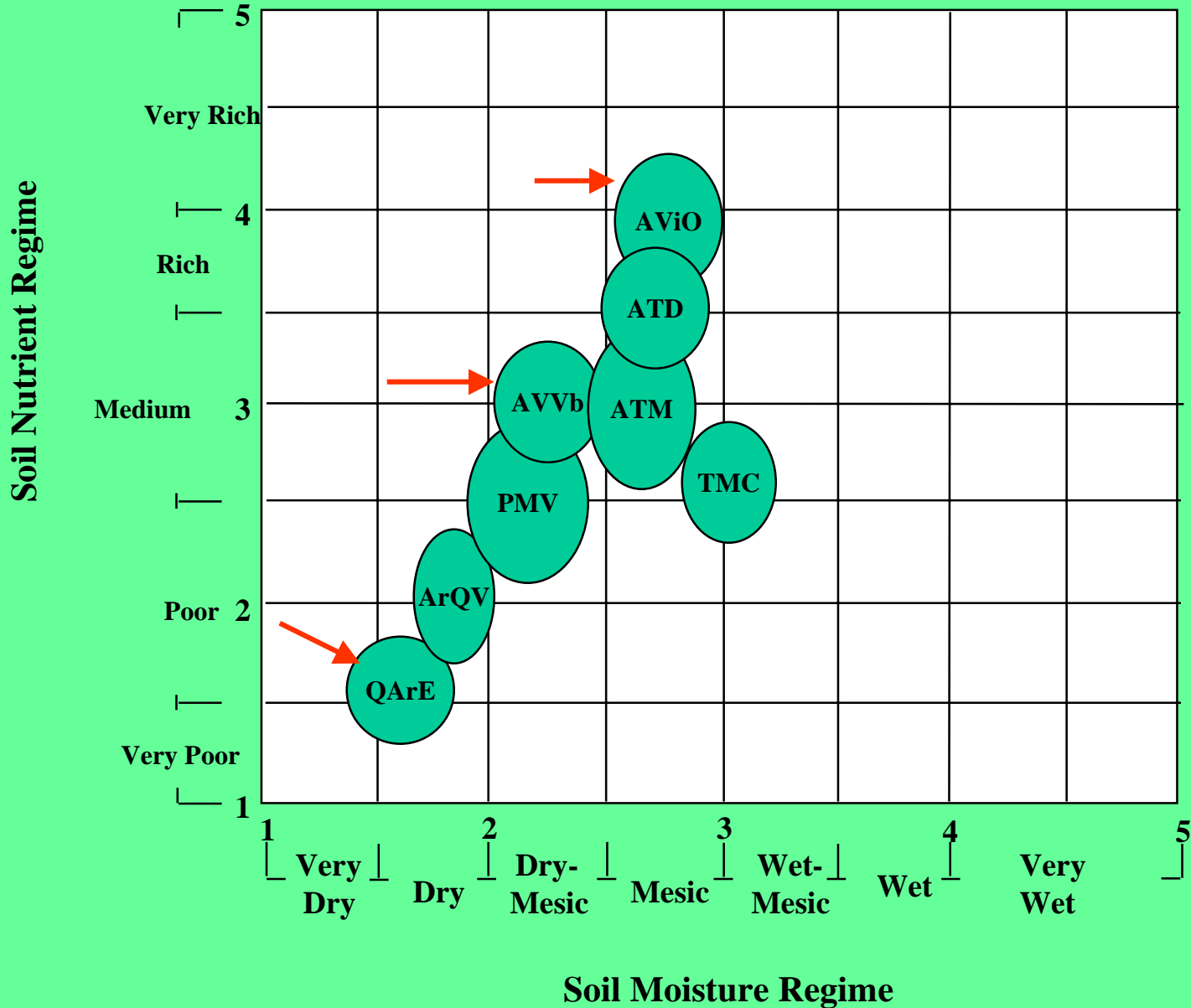
## Plot number

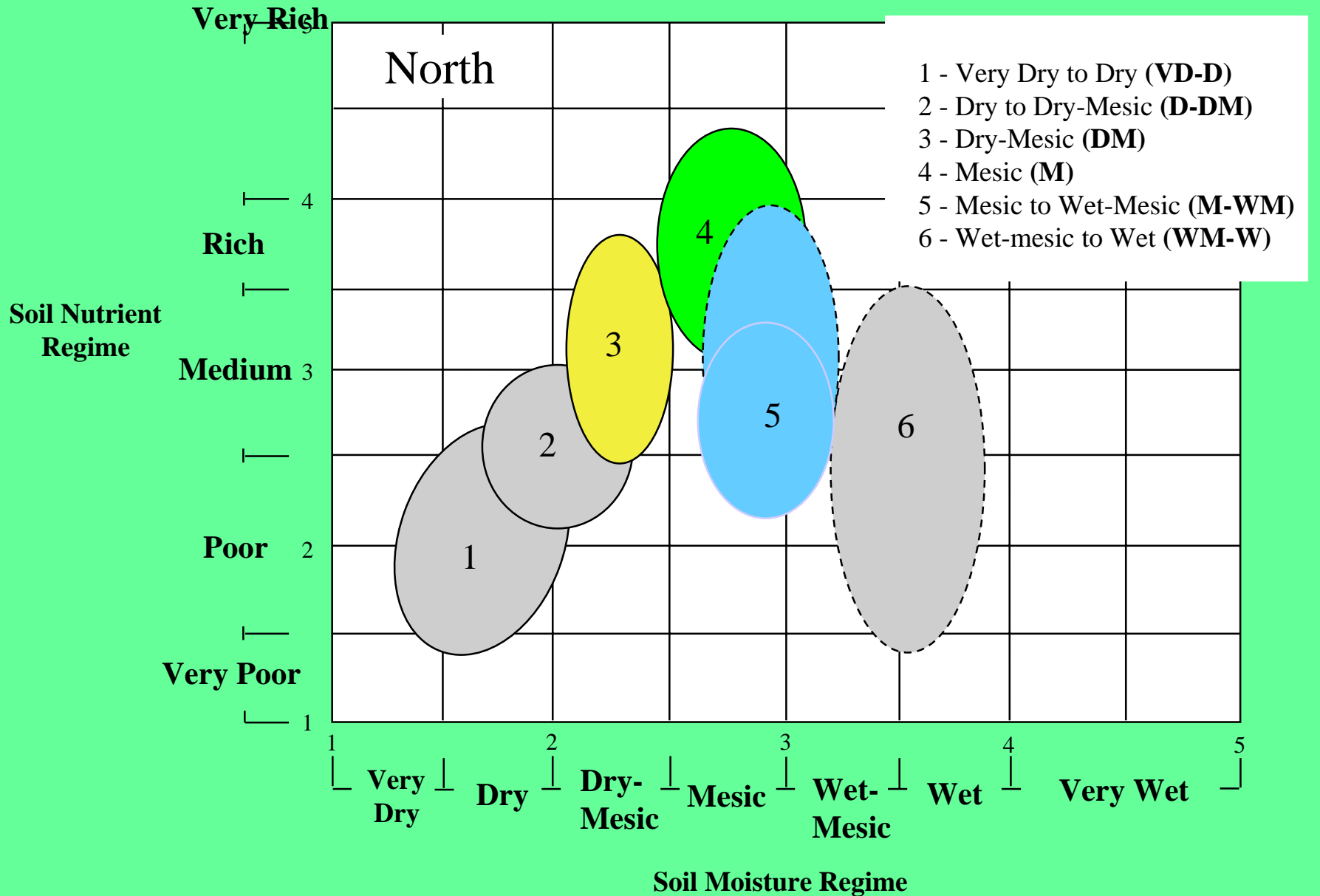
Species	1	22	11	29	18	8	25	4	23	12	19	14	32	20	9	28	15	5	30	33	7	31	13	24	3	21	10	34	16	27	17	6	35	26
Maianthemum can	1	1	1			1	1		3	3	4	4	4	2	2	3	4	4	4	3	4	2	2	1	2	1	1	1	1	1	2	1	1	1
Aster mac	1	1	2	1	2	2	3	2	2	3	4	4	3	4	2	3	4	3	4	4	2	1	1	1	1	2	1	2	1	2	1	1	2	
Corylus corn	3	3	2	4	3	4	2	3	2	3		2	2	2	3	2	1	4	2	3	1	2	1	2	1	1	1	2	1	1	2	1	1	
Rubus sp.	1	1	1	1		2	1	2	1	2	2	2	3		2	4	2	2	3	2	1	2		1		1	1		1	1	1	1	1	
Amelanchier sp.	1	1		2	1		1	2	2		1	3	2	1	2	2	1	3	2	1		1		2	1	1	2	1	1	1	2	1	2	
Vaccinium sp.	4	4	4	3	4	4	4	4	4	2	1	2	1	2	2	2	1	1	1	1														
Gaultheria pro	1	1	2	1	2	2	1	2	2	2	3	2	1	2	1		1	1		1														
Waldstenia frag	1	2		2	1	2	3	1	2		1		1	2		1	1	1	2	1		1												
Pteridium aqu	3	4	3	3	4	4	4	4	3	3	3	2	2	2	2		2	1	2	1				1		1		1						
Diervilla lon	1		1		1	1		2		2	1		2	2	1		2	2	1					1										
Aralia nud							1		1	1	2	1	2	1		2	2	3	3	2	2	1	2	2		1	2	3	1	1	1	1	1	
Dryopteris spin				1					1	1	1	2	2		3	2		2	2	2	2		2		2	1	2	1	1	1	2	1	1	
Clintonia bor								1		1		1		2	2	1	2		1	2		1	1		1		1		1	2	1			
Galium tri							1		1	1	2		1	1		1	1	1		1	1	2		1	2	1	2	1	1		2	2		1
Melampyrum lin	2	2	1	1		2	1	1																										
Epigaea rep	1	1	2	1	2	1	1	1		1	1			1																				
Comptonia per	4	4	4		3	3		3																										
Cladina sp.	1	2	2	1	1		1	2		1		1																						
Chimaphilla umb	1		2	1		2	1																											
Galium bor	1	1		1	1		1	1							1																			
Rosa sp.	1		1	1	1	1		1		1		1																						
Viburnum acer							1		2	1		2	3	3	2	2	2	1	2	2		1				1								
Polygala pau							1		1		2		1		2	1	1		1				1											
Desmodium glut									1	2		1		1	2	3	1		2	1		1			1									
Hamamelis virg									1		2	1		2			1	2	1				1											
Amphicarpa brac										1	1	2	1	1		1	3		2	1		1						1						
Thalictrum dio										1		1	1		1			2	1													1		
Osmorhiza ely													1		1		1		2		1	2	2		3	3	2	4	2		1	2	3	3
Caulophyllum thal																	1				2	1	1	1		2	1	1		1	1	2	2	
Arisaema tri																					2	1	1	1	2	1		1	1	2	1	1	1	
Actaea rub															1			1	2		1	1	2	2	1	1	2	1	1	2	1	2		2
Sanguinaria can																						1		1	2		2	1		1		1		1
Allium tri																					2	2				1		1	1		1		1	1

## Ecological Species Groups of Northern Wisconsin's Upland Forests

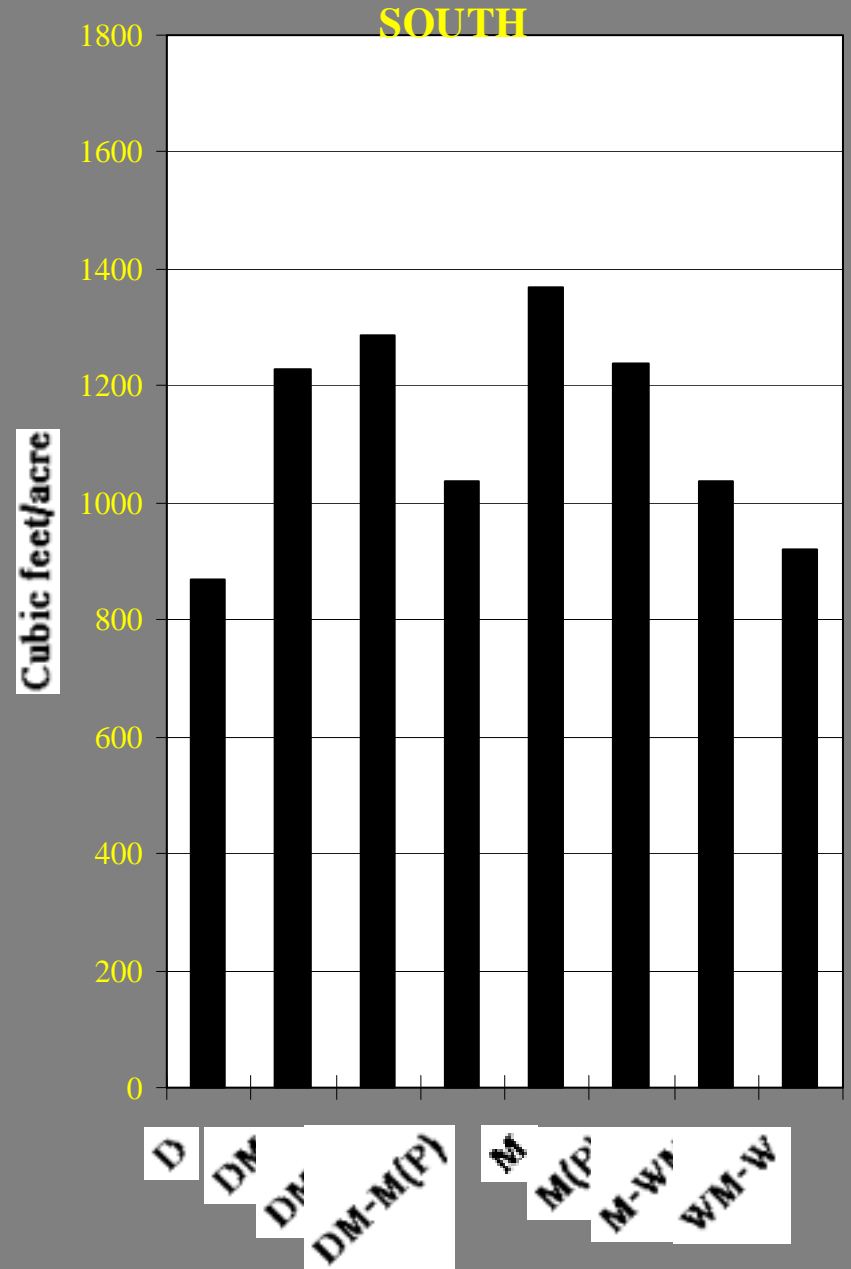
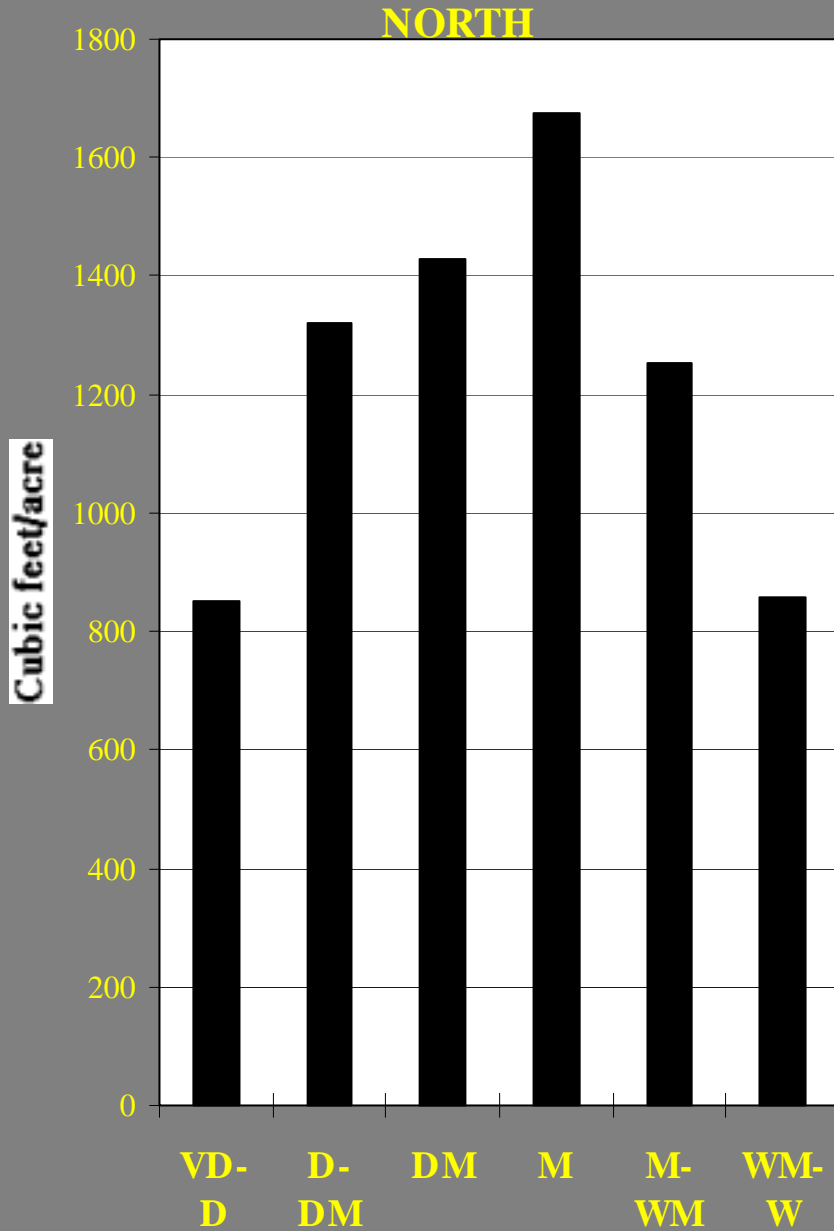


# Habitat Types of Wisconsin's Region 3



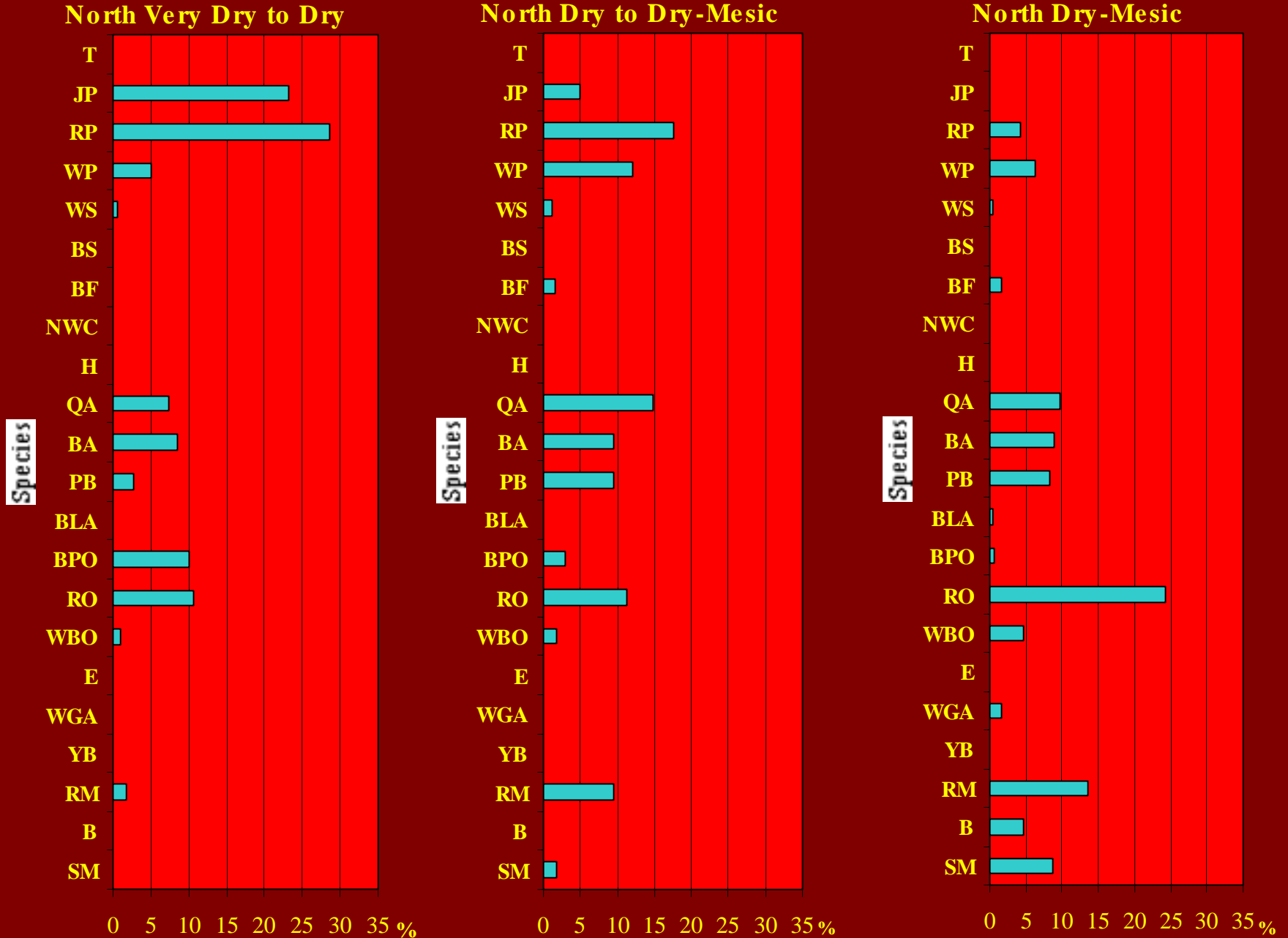


# Growing Stock Volume per Acre by Habitat Type Group



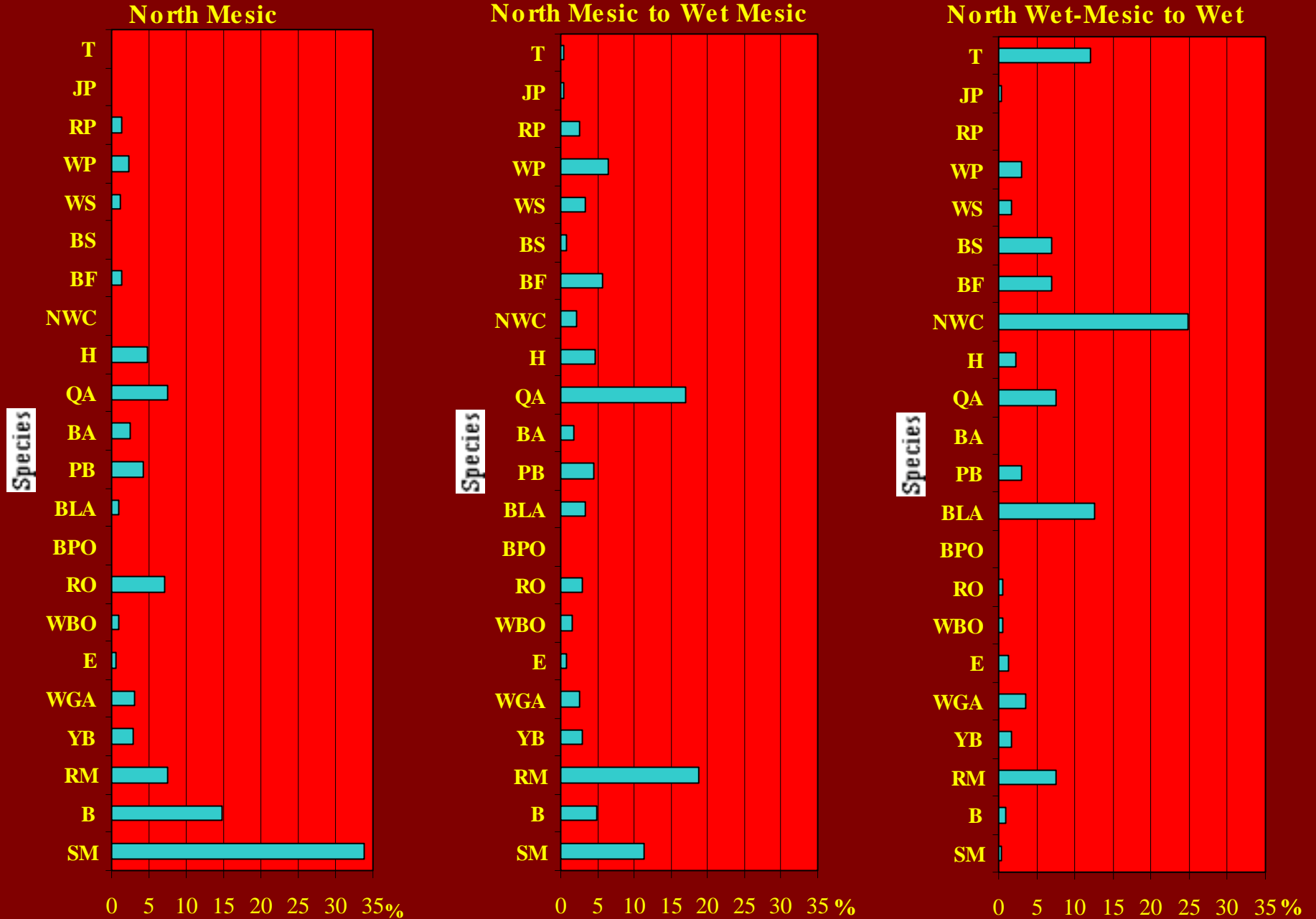
Average volume per tree (cubic feet) across habitat type groups						
	Very Dry to Dry	Dry to Dry-Mesic	Dry-Mesic	Mesic	Mesic to Wet-Mesic	Wet-Mesic to Wet
Jack Pine	5.6	6.9				
Red Pine	7.8	12.0	9.4	9.3		
B.T. Aspen	9.2	12.4	11.7	14.1	11.0	
Q. Aspen	5.6	7.7	8.6	9.2	8.1	7.5
Red Oak	7.3	10.3	14.6	19.6	15.9	
White Pine		18.3	22.8	43.2	28.1	19.9
Paper Birch		7.1	6.8	8.5	7.1	5.7
Red Maple		5.1	6.0	7.9	7.0	7.3
Sugar Maple			7.7	9.6	8.7	
Basswood			9.3	12.7	12.9	*
Yellow Birch				10.5	9.7	*
Hemlock				15.5	12.9	*
Balsam Fir				5.4	4.7	3.8
White Ash				11.2	9.8	8.8
N.W. cedar					6.8	5.2
W. Spruce					10.4	
Black Ash					6.6	5.6
Blk. Spruce						3.6
Tamarack						5.3

# Species Composition of the Northern Habitat Type Groups as a Percent of the Total Group Volume

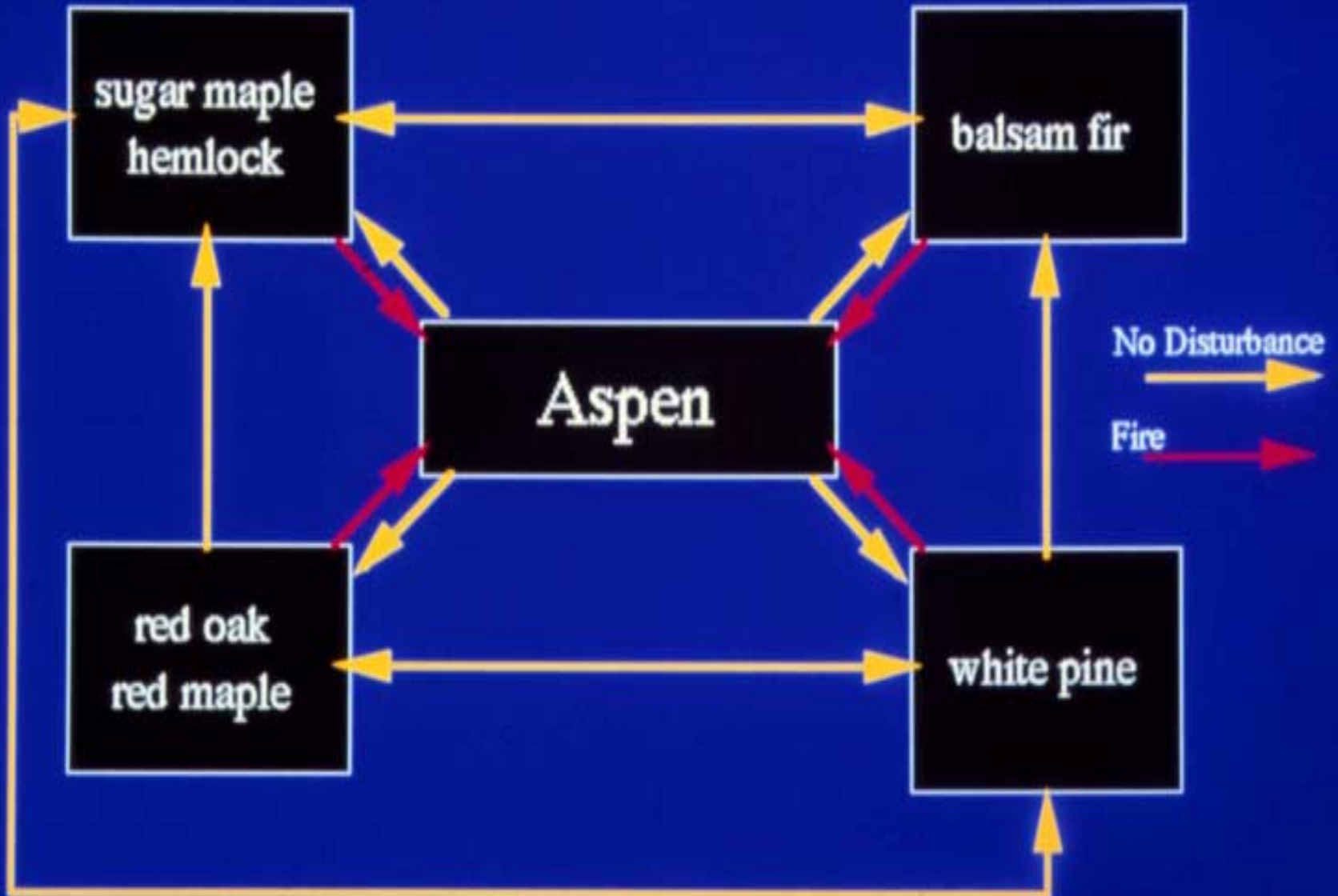




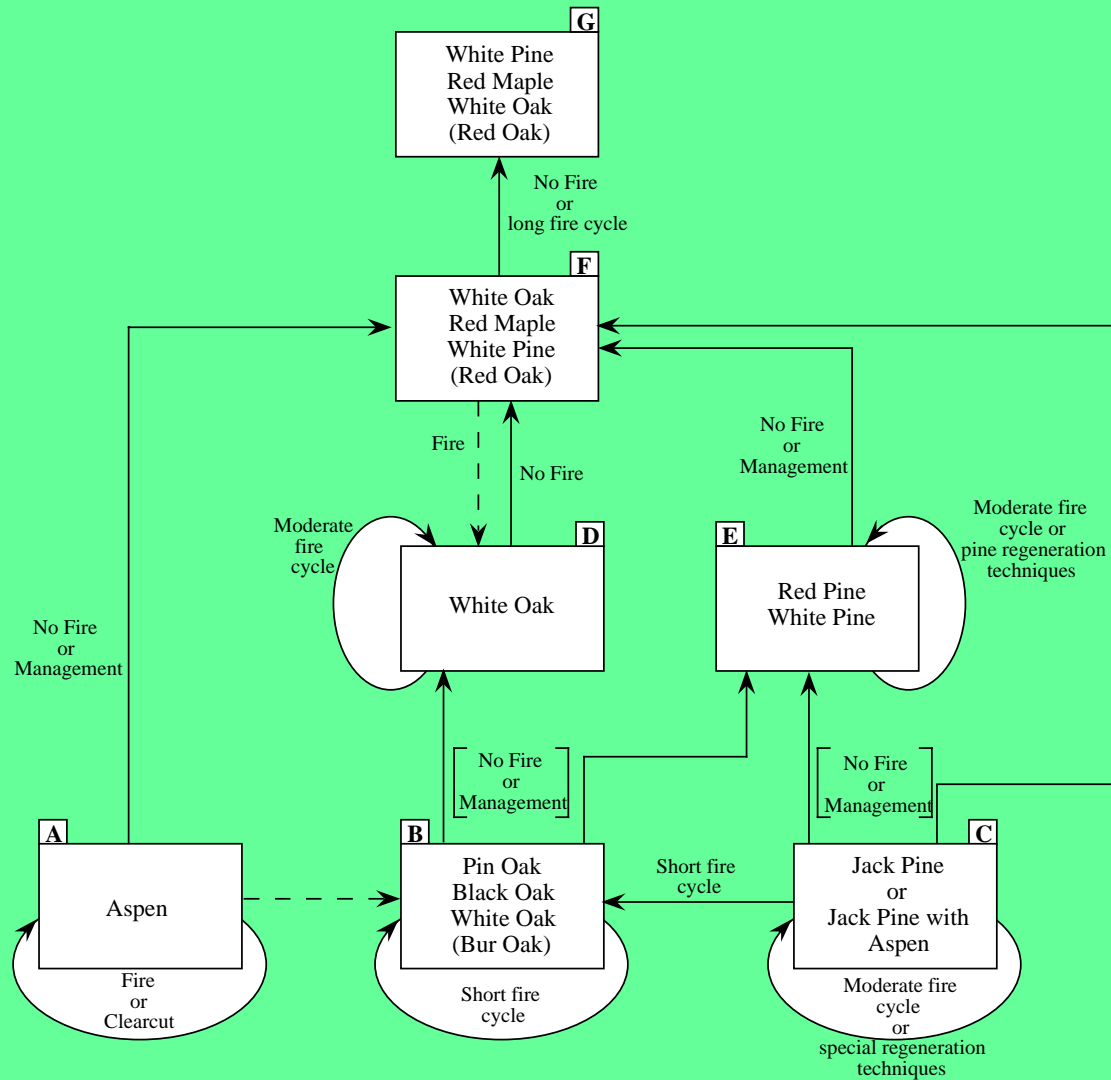
# Species Composition of the Northern Habitat Type Groups as a Percent of the Total Group Volume



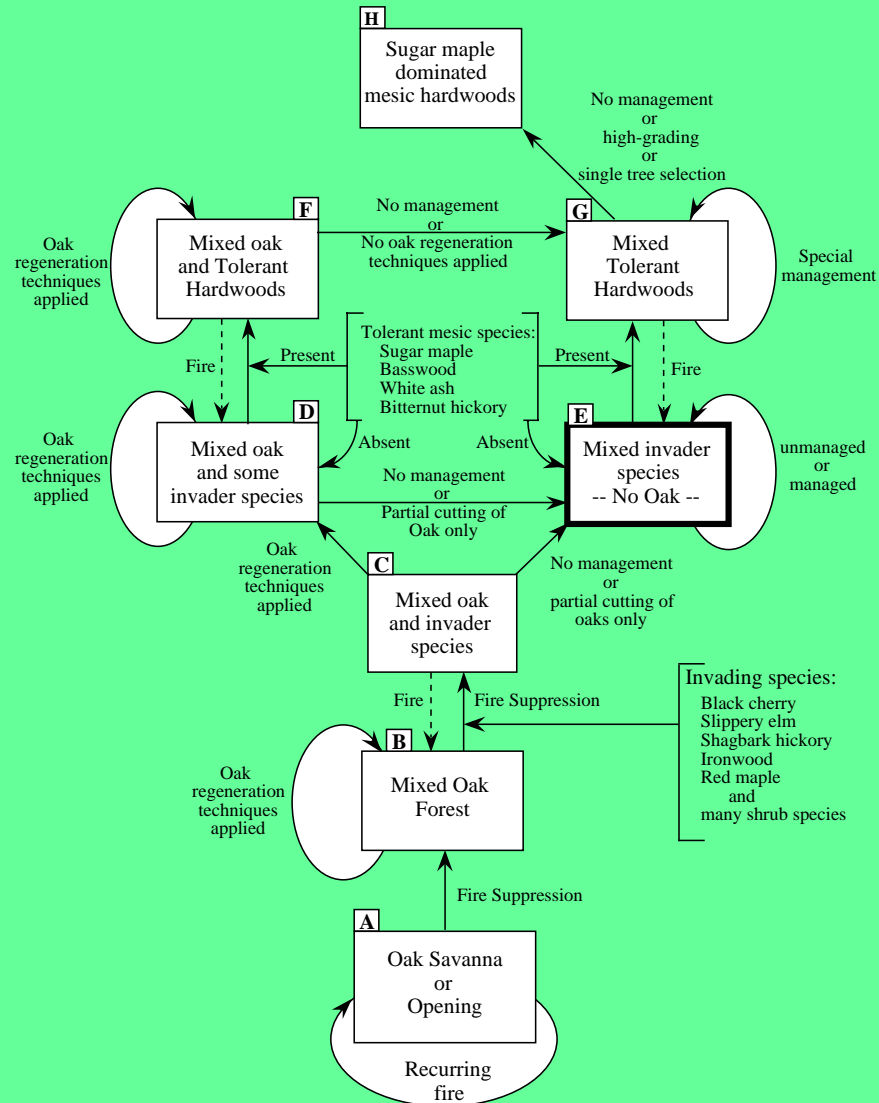
# Potential Successional Changes of an Aspen Stand



# Forest Community Dynamics on Dry Sites (with or without management)



# Forest Community Dynamics (with and without management) on Mesic and Dry-mesic Sites in Southern Wisconsin



# Forest Community Matrix for Baraboo Hills

(John Kotar, University of Wisconsin-Madison)

## Habitat Type

Successional Stage	Size/age class	ArDe-V	AArL	ATiDe-Ha	ATiCa-Al	ATTr
Early (30-50 yrs)	Large/ Old	Aspen	Aspen	Aspen	Aspen	Aspen
	Med./ Med.	Pin oak Black oak	Red oak White oak	Basswood White ash	White ash Basswood	White ash
	Small/ Young	Red oak White oak White pine	Red maple White pine White oak	Red maple Basswood Sugar maple	White ash Basswood Sugar maple	Sugar maple Y. birch Hemlock
Mid- (50-80 yrs)	Large/ Old	Pin oak Black oak Aspen	Red oak White oak Aspen	Basswood White ash Aspen	White ash Basswood Aspen	Sugar maple Y. birch Aspen
	Med./ Med.	White pine Red oak White oak	Red maple White pine White oak	Basswood Red maple sugar maple	Sugar maple	Sugar maple Y. birch Hemlock
	Small/ Young	Red maple White oak White pine	Red maple Ironwood Sugar maple	Sugar maple Ironwood Basswood	Sugar maple Basswood Ironwood	Sugar maple Y. birch Hemlock
Late (80+)	Large/ Old	White pine Red oak White oak	Red oak White oak White pine	Sugar maple Basswood White ash	Sugar maple Basswood White ash	Sugar maple Y. birch Hemlock
	Med./ Med.	Red maple White pine White oak	Sugar maple Ironwood Red maple	Sugar maple Basswood Ironwood	Sugar maple Ironwood Basswood	Sugar maple Y. birch Hemlock
	Small/ Young	Red maple White oak White pine	Sugar maple Red maple Ironwood	Sugar maple Ironwood Basswood	Sugar maple Ironwood Basswood	Sugar maple Hemlock Y. birch